

**IMPORTANT: use of the TAMAZIGHT KEYBOARD LATIN FONT SOLUTION packages offered by [www.tarifit.info](http://www.tarifit.info) resorts completely under your own responsibility and risk. We do not offer support and we are not bound to develop these fonts any further.**

# TAMAZIGHT LATIN UNICODE KEYBOARD - Mac OS X

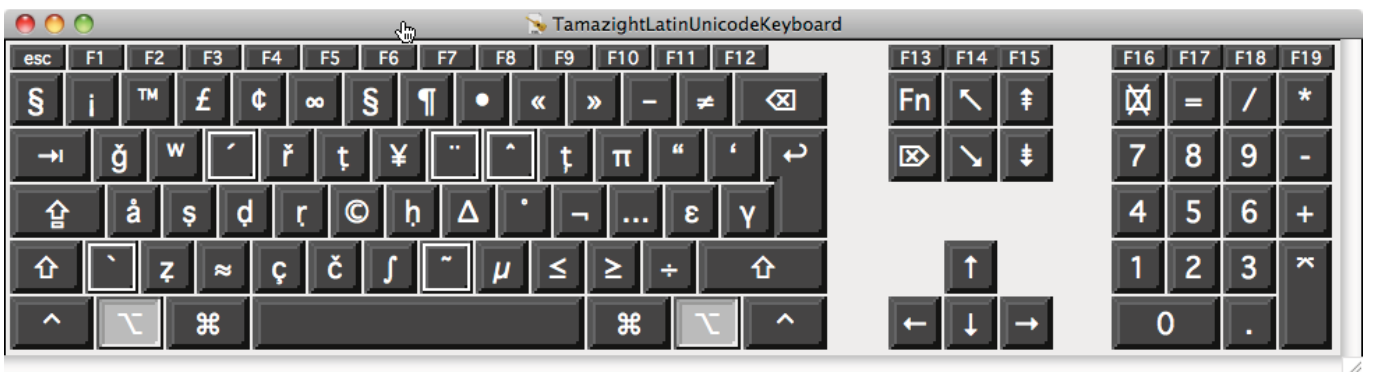
## KEYBOARD



## SHIFT KEYBOARD



## ALT KEYBOARD



## ALT SHIFT KEYBOARD



# TAMAZIGHT LATIN UNICODE KEYBOARD - WINDOWS

## KEYBOARD

Show the Caps Lock  
 Shift states:  
 Shift  
 Alt+Ctrl (AltGr)  
 Ctrl

`	1	2	3	4	5	6	7	8	9	0	-	=	Backspace
Tab	q	w	e	r	t	y	u	i	o	p	[	]	Enter
Caps	a	s	d	f	g	h	j	k	l	;	'	\	
Shift	\	z	x	c	v	b	n	m	,	.	/	Shift	
Control	Alt	SP										Alt	Control

Decimal Separator (numeric keypad) .

## SHIFT KEYBOARD

Show the Caps Lock  
 Shift states:  
 Shift  
 Alt+Ctrl (AltGr)  
 Ctrl

~	!	@	#	\$	%	^	&	*	(	)	_	+	Backspace
Tab	Q	W	E	R	T	Y	U	I	O	P	{	}	Enter
Caps	A	S	D	F	G	H	J	K	L	:	"		
Shift		Z	X	C	V	B	N	M	<	>	?	Shift	
Control	Alt	SP										Alt	Control

Decimal Separator (numeric keypad) .

## ALT GR (=ALT at right side from spacebar) KEYBOARD

Show the Caps Lock  
 Shift states:  
 Shift  
 Alt+Ctrl (AltGr)  
 Ctrl

°	ı	ı	ı	ı	€	¼	½	¾	'	'	¥	x	Backspace
Tab	ä	w	é	ř	ı	ü	ú	í	ó	ö	«	»	Enter
Caps	á	ş	đ	ř	ğ	h	ε	γ	ø	ı	'	ı	
Shift	•	z	ä	č	©	đ	ñ	μ	ç		ı	Shift	
Control	Alt	SP										Alt	Control

Decimal Separator (numeric keypad)

## ALT GR (=ALT at right side from spacebar) SHIFT KEYBOARD

Show the Caps Lock  
 Shift states:  
 Shift  
 Alt+Ctrl (AltGr)  
 Ctrl

	ı		ı	ı	ı							+	Backspace
Tab	Ä	Å	É	Ř	ı	Ü	Ú	Í	Ó	Ö			Enter
Caps	Á	Ş	Đ	Ř	Ğ	Ħ	ε	γ	ø	ı	"		
Shift	Æ	Z	ı	č	Đ		Ñ		Ç			Shift	
Control	Alt	SP										Alt	Control

Decimal Separator (numeric keypad)

The following **Unicode positions** have been used to define the Tamazight Latin characters that can not be keyed in on most Western European and US keyboards, but are necessary to type Tamazight.

š	-	1E63	đ	-	1E0D
Š	-	1E62	Đ	-	1E0C
ŷ	-	0263	ṭ	-	1E6D
Ÿ	-	0194	Ṭ	-	1E6C
ř	-	0159	ṭ̣	-	021B
Ř	-	0158	Ṭ̣	-	021A
ŗ	-	1E5B	ẏ	-	1E93
Ř	-	1E5A	Ẏ	-	1E92
ḥ	-	1E25	ḡ	-	01E7
Ḥ	-	1E24	Ḡ	-	01E6
ε	-	025B	č	-	010D
Ε	-	0190	Č	-	010C
w	-	02B7	°	-	02DA

The **two keyboard layouts** that you find in this download package are designed in order to type any of the Tamazight variants of Morocco: Tarifit (Northern regio), Tachelhit (Southern region) and Tamazight (Middle Atlas), as well as Taqbaylit and Tchaouit for Algeria.

In comparison with the IRCAM Tifinagh fonts ([www.ircam.ma](http://www.ircam.ma)) we have maintained 3 characters (ğ , č ř) which can have a different pronunciation in the Rif (Northern Morocco) either as < dj >, < tsj >, < r > or as < ll >, < lt > or < l >. The last three representations are the general Tamazight pronunciation and the first represent the typical Tarifit pronunciation.

On the first page you will find an illustration of the keyboard layout which shows the distribution of all characters on the keyboard driver working under **MacOS**. The Keyboard Layouts have been designed with the **UKELE Keyboard Editor** for Mac. It is a free utility that you can use to further customize the keyboard design that we offer you in this download package.

On the second page of this document you will find an illustration of the keyboard layout which shows the distribution of all characters on a keyboard working under **Windows**. The Keyboard Layouts have been designed with the **Microsoft Keyboard Layout Creator** for Windows. It is a free utility that you can use to further customize the keyboard design that we offer you in this download package.

With the keyboard drivers you type all the following Tamazight characters

ššš ŠŠŠ đđđ ĐĐĐ řřř ŘŘŘ ḥḥḥ ḤḤḤ  
 εεε ΕΕΕ ŷŷŷ Ÿ Ÿ Ÿ zzz ZZZ ṭṭṭ ṬṬṬ °°°

or the special Tarifit characters like ...

řřř ŘŘŘ ḡḡḡ ḠḠḠ ččč ČČČ

or the special Taqbaylit characters like

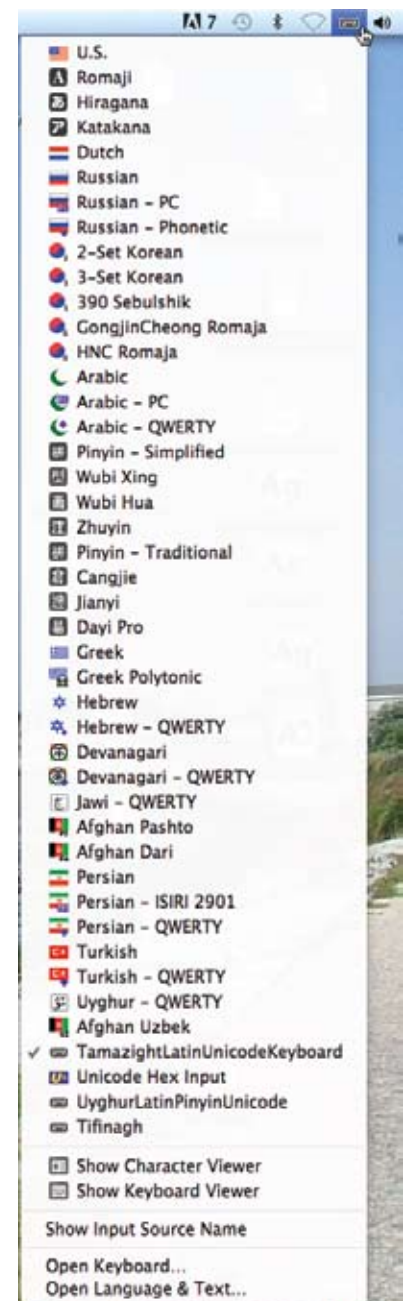
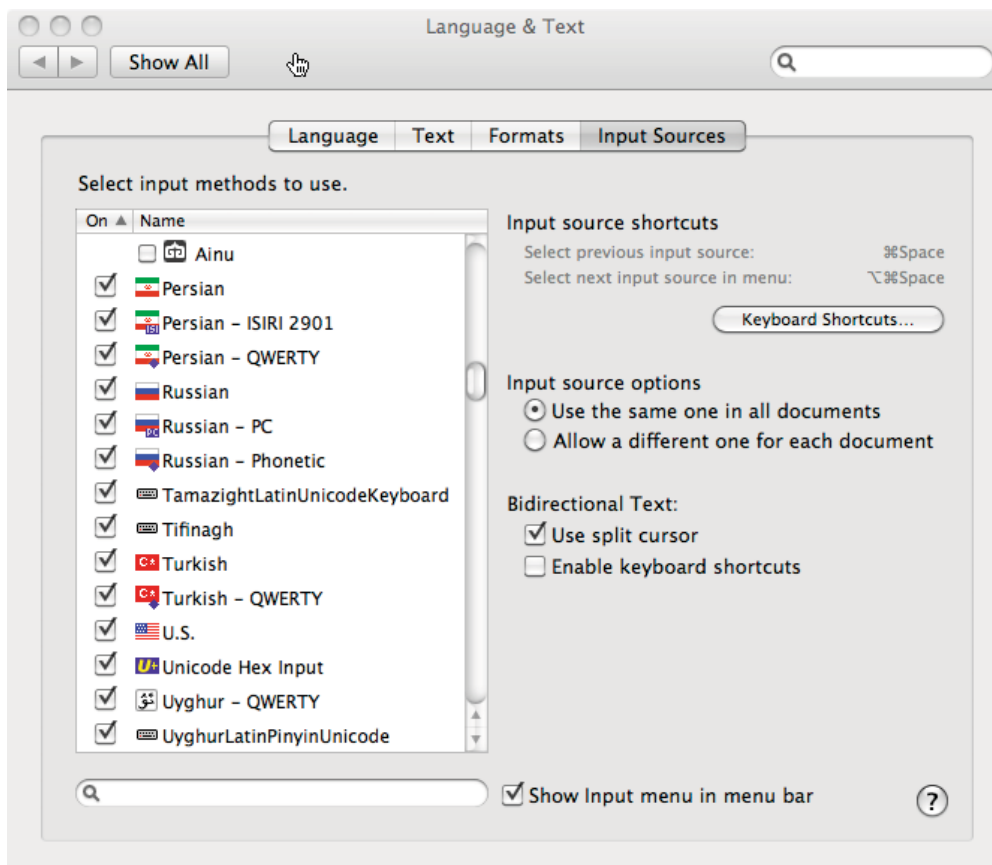
ṭṭṭ ṬṬṬ °°°

## INSTALLATION ON MAC OS X

The characters are not part of most Latin fonts, but that may change with time. However the **SIL Gentium PLUS fonts** do contain all these characters. The SIL Gentium fonts are copyright of SIL International but can be used freely under **SIL OPEN FONT LICENSE** (see end of this document). At the time of this release the Gentium Plus font is available in tow styles only: Regular and Italic. It is expected that also bold and possibly bold italic will be developed. Keep on eye on the website of SIL: [www.sil.org](http://www.sil.org) for future releases.

When you have MS Arial Unicode, then you can also select it and type all characters except for the t with comma under it, as it is used in Taqbayit.

- a. install the fonts in your FONTS folder which is located in the LIBRARY map which is directly under your root (not the FONTS folder which is in the LIBRARY folder under SYSTEM folder). You can also activate the font in any folder on your hard disk using the FONT BOOK Service on MAC OS X.
- b. install the keyboard file in your KEYBOARDS LAYOUTS folder which is located under the LIBRARY map which is directly under your root (not in the LIBRARY folder under SYSTEM folder).
- c. open your SYTEM PREFERENCES from the dock and click on the icon LANGUAGE and TEXT and select the Tab called INPUT SOURCES which is on the right side. Now you get a list with all the available keyboard layouts. (See illustration below. Scroll down until you find **TamazightLatinUnicodeKeyboard**. Click the checkbox on the left side of it and close the dialog box.
- d. open the application you want to use, **select the Gentium Plus font** and next **activate the TamazightLatinUnicodeKeyboard** from the keyboard selector in the FINDER. (See illustration on the right side). Now you can type all the Tamazight characters!



## INSTALLATION ON WINDOWS 2000, XP, VISTA, WINDOWS 7

The Tamazight Keyboard Font Solution should work on a number of Windows versions like Windows 2000, XP, Vista and Windows 7, however we do not guarantee its functioning. The use of this solution falls under your own responsibility and risk.

Make sure that your Windows has a **English US Keyboard** installed which you will be able to activate from within your application when you click on the blue EN rectangle which you can find on the bar at the right bottom side of your screen (watch the short video enclosed with this package) or else on any other location where you have moved this Keyboard Bar.

After you have unzipped the Tamazight Keyboard Font Solution do the following:

- a. Install the Gentium PLUS fonts in your Windows FONTS folder
- b. Open the TAMAZIGT folder that has been installed on your Windows machine after you have downloaded and unpacked the TAMAZIGHT KEYBOARD LATIN FONT SOLUTION. After you have opened it, you will see the SETUP file. Double-click this file and it will install the keyboard. At the end of the installation you will get the message that the installation was successful. **RESTART** your computer!
- c. The English Keyboard can be found on the Keyboard Bar which you can find at the right bottom side of your screen (watch the short video enclosed with this package) or else on any other location where you have moved this Keyboard Bar.

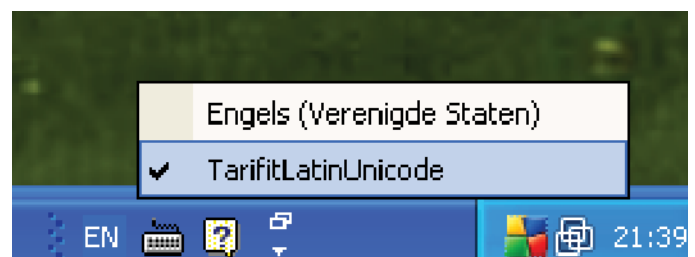


Above you see the Keyboard Driver Icon for EN (English) on the Windows Task Bar.

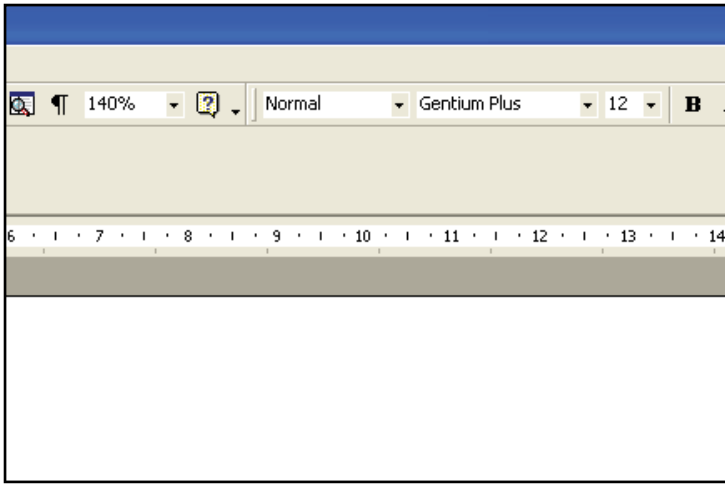
At the right side you see a number of Keyboard Drivers that were added on our machine from which you can select a particular driver.



- d. After you have restarted your computer after step b., you point with your mouse to the small keyboard icon that is at the right side of the small blue rectangle which contains the characters EN for English. When you click a little bit above the keyboard icon, you will see the names of the two keyboards as in the illustrations below. Change the check mark from English to TarifitLatinUnicode (which is the name for the Tamazight keyboard driver). You may have to do this again after you have opened your application, for example MS Word or Adobe Indesign.

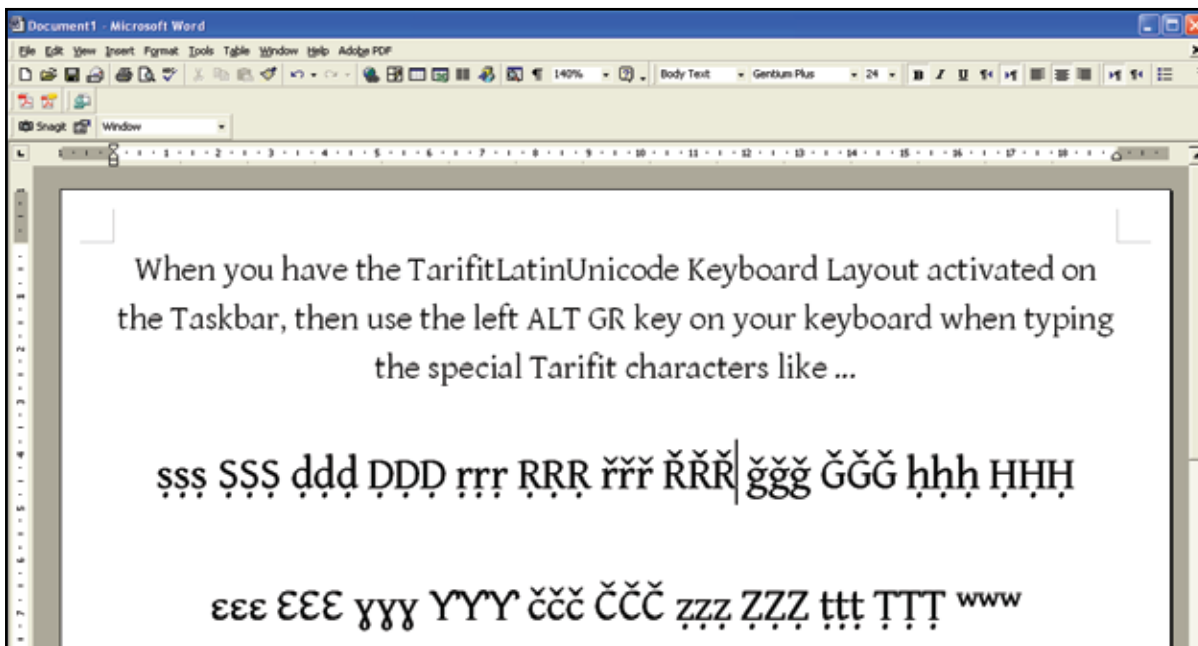






e. Open your application and make sure that you have selected the TarifitLatinKeyboard. (see step d.)

After you have selected the GENTIUM PLUS font or any other font that contains all the Tamazight characters in Unicode encoding (see illustration on the left), you can start typing Tamazight using the illustrations on the second page of this document to locate the positions of the different characters. Do not forget to use the **ALT GR key which is at the right side of the spacebar on your keyboard or ALT GR + SHIFT for capital characters**. Below you see an image of how it will look like in MS Word!



Activate the TarifitLatinUnicodeKeyboard on the Taskbar, then use the left ALT GR key on your keyboard when you type the Tamazight characters

sss SSS ddd DDD rrr RRR hhh HHH  
εεε ΕΕΕ γγγ Υ Υ Υ zzz ZZZ ttt TTT www

or the special Tarifit characters like ...  
řřř ŘŘŘ ğğğ ĞĞĞ ččč ČČČ

or the special Taqbaylit characters like  
ttt TTT °°°

d. We recommend that you uninstall the TarifitLatinUnicodeKeyboard when you will not use it any longer for typing Tamazight. You un-install by double-clicking on the SETUP icon again. It will quickly uninstall the Tamazight keyboard and then give you the message that the keyboard has successfully been removed. If you do install an other MKLC customized keyboard when you have not yet uninstalled the Tamazight keyboard, you might have problems with choosing the right keyboard driver.

**THE GENTIUM PLUS fonts included in this package are from SIL International ([www.sil.org](http://www.sil.org)) and resort under the Open Font License of which you will find the text below.**

Copyright (c) 2003-2008 SIL International (<http://www.sil.org/>), with Reserved Font Names «Gentium» and «SIL». This Font Software is licensed under the SIL Open Font License, Version 1.1. This license is copied below, and is also available with a FAQ at: <http://scripts.sil.org/OFL>

---

SIL OPEN FONT LICENSE Version 1.1 - 1 February 2007

---

#### PREAMBLE

The goals of the Open Font License (OFL) are to stimulate worldwide development of collaborative font projects, to support the font creation efforts of academic and linguistic communities, and to provide a free and open framework in which fonts may be shared and improved in partnership with others. The OFL allows the licensed fonts to be used, studied, modified and redistributed freely as long as they are not sold by themselves. The fonts, including any derivative works, can be bundled, embedded, redistributed and/or sold with any software provided that the font names of derivative works are changed. The fonts and derivatives, however, cannot be released under any other type of license. The requirement for fonts to remain under this license does not apply to any document created using the fonts or their derivatives.

#### DEFINITIONS

«Font Software» refers to the set of files released by the Copyright Holder(s) under this license and clearly marked as such. This may include source files, build scripts and documentation.

«Reserved Font Name» refers to any names specified as such after the copyright statement(s).

«Original Version» refers to the collection of Font Software components as distributed by the Copyright Holder(s).

«Modified Version» refers to any derivative made by adding to, deleting, or substituting -- in part or in whole -- any of the components of the Original Version, by changing formats or by porting the Font Software to a new environment.

«Author» refers to any designer, engineer, programmer, technical writer or other person who contributed to the Font Software.

#### PERMISSION & CONDITIONS

Permission is hereby granted, free of charge, to any person obtaining a copy of the Font Software, to use, study, copy, merge, embed, modify, redistribute, and sell modified and unmodified copies of the Font Software, subject to the following conditions:

- 1) Neither the Font Software nor any of its individual components, in Original or Modified Versions, may be sold by itself.
- 2) Original or Modified Versions of the Font Software may be bundled, redistributed and/or sold with any software, provided that each copy contains the above copyright notice and this license. These can be included either as stand-alone text files, human-readable headers or in the appropriate machine-readable metadata fields within text or binary files as long as those fields can be easily viewed by the user.
- 3) No Modified Version of the Font Software may use the Reserved Font Name(s) unless explicit written permission is granted by the corresponding Copyright Holder. This restriction only applies to the primary font name as presented to the users.
- 4) The name(s) of the Copyright Holder(s) or the Author(s) of the Font Software shall not be used to promote, endorse or advertise any Modified Version, except to acknowledge the contribution(s) of the Copyright Holder(s) and the Author(s) or with their explicit written permission.
- 5) The Font Software, modified or unmodified, in part or in whole, must be distributed entirely under this license, and must not be distributed under any other license. The requirement for fonts to remain under this license does not apply to any document created using the Font Software.

#### TERMINATION

This license becomes null and void if any of the above conditions are not met.

#### DISCLAIMER

THE FONT SOFTWARE IS PROVIDED «AS IS», WITHOUT WARRANTY OF ANY KIND, EXPRESS OR IMPLIED, INCLUDING BUT NOT LIMITED TO ANY WARRANTIES OF MERCHANTABILITY, FITNESS FOR A PARTICULAR PURPOSE AND NONINFRINGEMENT OF COPYRIGHT, PATENT, TRADEMARK, OR OTHER RIGHT. IN NO EVENT SHALL THE COPYRIGHT HOLDER BE LIABLE FOR ANY CLAIM, DAMAGES OR OTHER LIABILITY, INCLUDING ANY GENERAL, SPECIAL, INDIRECT, INCIDENTAL, OR CONSEQUENTIAL DAMAGES, WHETHER IN AN ACTION OF CONTRACT, TORT OR OTHERWISE, ARISING FROM, OUT OF THE USE OR INABILITY TO USE THE FONT SOFTWARE OR FROM OTHER DEALINGS IN THE FONT SOFTWARE.